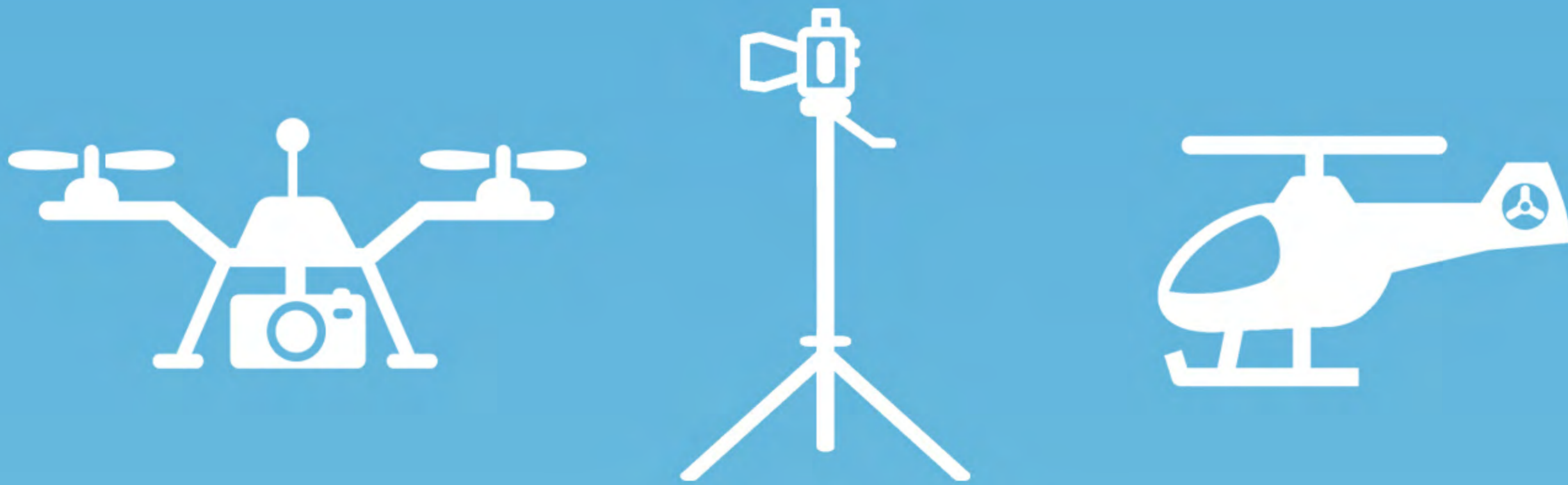




S K Y P I C T U R E S

O U R G U I D E T O

Aerial Video & Photography





Did you know that aerial photographs are ten times more engaging to an audience?

OUR MAIN WAYS TO CAPTURE HIGH-QUALITY AERIAL PHOTOGRAPHS AND VIDEO:

Depending on what you intend to use your great new aerial photographs or video for, we will help you decide on the best option and like all customers, our target is always to provide the highest quality at the lowest cost.

Our principal methods of image capture fall into three categories:

- ~ Aerial Masts
- ~ Drones
- ~ Helicopters

Each of these methods has its advantages and disadvantages...

AERIAL MASTS

ADVANTAGES

- ~ High load capacity, allowing heavier cameras to be operated
- ~ Portable and easy to transport
- ~ Remote control camera operation with 'Live' view to the ground
- ~ May be used in built-up areas and within restricted airspace
- ~ Low cost to operate, usually a single person operation (dependant on the size of the mast used)

DISADVANTAGES

- ~ Limited to 60ft AGL (Above Ground Level)
- ~ Require light winds to operate at extreme height
- ~ Larger masts require tethering and a two person operating team.



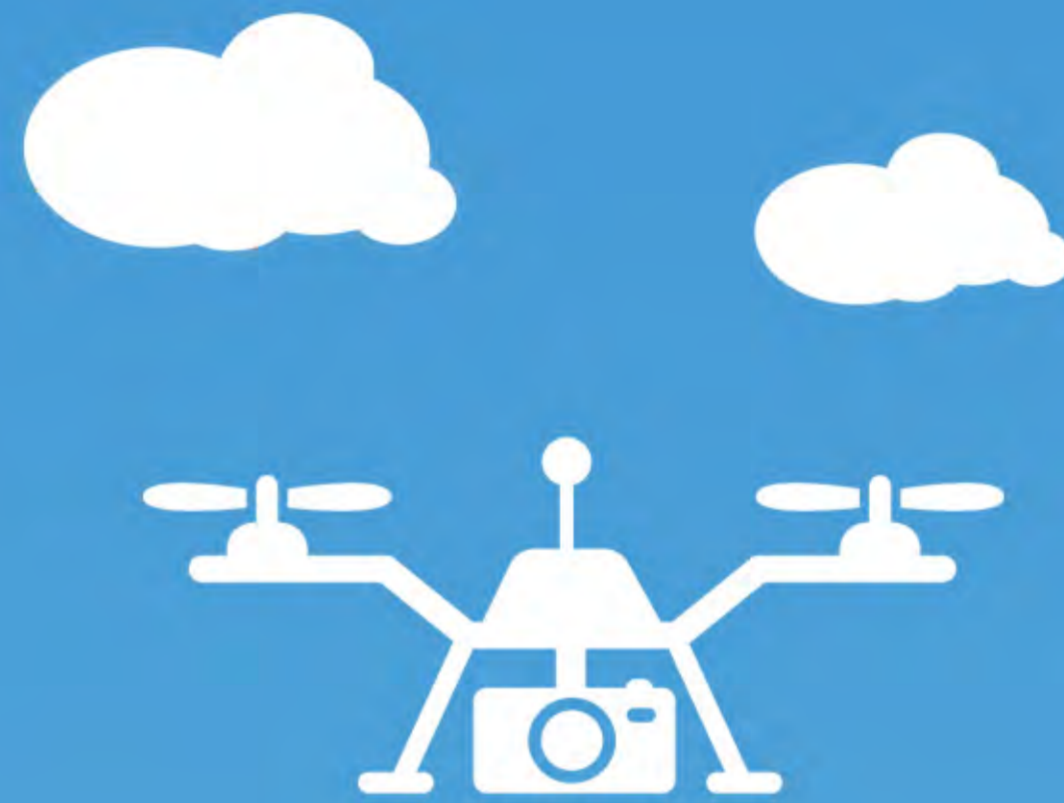
DRONES / UAVS (UNMANNED AERIAL VEHICLE)

ADVANTAGES

- ~ Medium load capacity, allowing mid-range cameras to be operated
- ~ Capable of shooting 50 mega pixel still images in JPEG & RAW and stabilised video providing silky smooth video in 4K format
- ~ Can operate up to 400ft AGL
- ~ Environmentally friendly
- ~ Remote control camera operation, with 'Live' view to the pilot and ground crew
- ~ May be used in built-up areas and within restricted airspace with the correct permissions
- ~ Low cost to operate, two-person operation
- ~ Flight time of up to 30 mins possible
- ~ Quiet operation

DISADVANTAGES

- ~ Limited to 400ft AGL (Above Ground Level)
- ~ Unsuitable in strong winds or wet weather



HELICOPTERS


ADVANTAGES

- ~ High load capacity, allowing heavier cameras to be operated
- ~ Higher and longer range capabilities
- ~ Multiple crew allows, both photography and video, to be acquired simultaneously
- ~ May be used at any suitable altitude, over built-up areas, water, and within restricted airspace (twin-engine helicopters are required flying over large cities and water)
- ~ Flight time up to 120 mins
- ~ Ideal platform for filming air to air media

DISADVANTAGES

- ~ Helicopters are higher in cost to operate compared to other options
- ~ Low-level filming requires special permissions
- ~ Noise during low-level operations





SOME OF THE WORK WE UNDERTAKE

Tourism Marketing & Promotions

Special Events – Music, Sports, Corporate & Private Functions

Marine – Sales, Marketing, Regattas

Automotive – Sales, Marketing & Racing

Commercial & Residential Property Sales

Commercial & Residential Property Development

Civil Engineering & Road Building

Utilities

Solar Energy

Environmental Services & Surveys

Waterway and Coastal Surveys

Agricultural Services & Surveys

Traffic Surveys



USEFUL FREQUENTLY ASKED QUESTIONS

Q: When you have taken the video or photography, how do I get my material?

A: You can either take the media straight from us off the camera unedited, or we can provide editing services for both stills and video. This can be anything from social media edits to promotional video presentations or survey reports – please ask us for more details.

Q: What is the procedure for obtaining a quote?

A: We will need some basic information, which can be provided by you via email or by phoning us. Once we know your requirements, we can provide you with an accurate quotation.

Q: Who will own the copyright of the pictures or video once it has been acquired?

A: Once the media is delivered to you and our invoice has been paid in full, the complete copyright passes to you.

Q: How is the media delivered to me?

A: In most cases, the digital files are sent to you using a file transfer system. For larger projects, we can deliver the material to you on a portable drive.


Q: What is your Standby Scheme?

A: Our Standby Scheme has been created to provide shared resources which reduce the overall costs. It is particularly useful when the helicopter is used, as we allocate time slots on days that we fly – thus reducing the costs which are shared on a pro rata basis from the time we are in the air. You can call us to discuss this option or book your required times on our website.

Q: Do you have any aerial pictures available to buy?

A: Yes – we have a steadily building library of stock images available for purchase:
www.sky-pictures.co.uk/stock-library/





OUR WORK ETHIC AND PROMISE TO YOU...

Our team consists mainly of pilots who have themselves individually amassed thousands of flight hours, and are specialists in aerial video and photography.

We have been providing our high-quality services for over 40 years, so we like to believe we know a thing or two about the industry.

You can call us at any time for an informal chat about your ideas and requirements - our advice is free and comes with no expectations.

If you like what you see, why not get in touch? We would love to hear from you.

When contacting us, you will always be connected with one of our friendly Senior Pilots who will talk you through the best options to suit your needs.

CALL US FREE: 08000 886 500

